




Novorodapie® Aluminium



Novorodapie® Aluminium is a skirting with simple design, made of anodized aluminium, whose face side has a smooth curve which brings elegance and distinction. This skirting has been designed to place easily, without work. This makes it ideal for rehabilitation or reform works. It is delivered covered with protective film to avoid stains or damage due to holding or transport.

General Features



Reg. 504253-14

Material:	Anodized aluminium
Length:	6ft5in / 2 l.m.
Dimensions:	a: 2-3/4" / 70 mm.
Packaging:	10 u/box
	Covered with protective film
Finishes:	13 - Matt silver

Applications

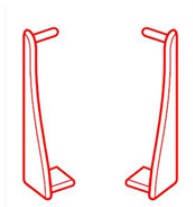
Novorodapie® Aluminium is a skirting made of anodized aluminium. This skirting has been designed to protect the bottom of the walls, providing at the same time a high decorative value. Novorodapie® Aluminium is easy to install using adequate adhesives or silicones.



This skirting is available with an acoustic insulator which helps to fulfill with the CTE-DB-HR (Protection against noise inside the Spanish Technical Building Code) by reducing the level of sound.

Complementary pieces

Novorodapie® Aluminium has complementary pieces made of Zamak for a perfect finish.



Covers



Exterior angle



Interior angle

Technical Features

Alloy:	6063 (L-3441/38-337)
Fire resistance:	M0 (UNE 23-727-90)
Abrasion resistance:	High
Lightfastness:	Excellent
Appearance and color:	EN 12373-1

Materials

Aluminium



Novorodapie® Aluminium is a profile made by extrusion of aluminium. These profiles have been anodized, improving mainly by this process their corrosion and mechanical resistance and their appearance. The anodized applied, has the quality seal "Qualanod" which guarantees the quality of the process and the resulting profiles. This seal regulates several tests: appearance and color, thickness measurements, sealing and impregnation control, abrasion resistance, lightfastness, acetic saline chamber and nitric acid immersion.

The aluminium is a material with excellent chemical, physical and mechanical properties. It is lightweight, tough, ductile, malleable and highly durable.

Zamak

The complementary pieces of Novorodapie® Aluminium are made of Zamak. Zamak is a non ferrous alloy of Zinc with Aluminium, Magnesium and Copper (UNE EN 1774) It's tenacious, hard hardness and has a high mechanical strenght and an excellent plastic deformability. The finish that is applied on to the complementary pieces, protect them and complement the Novorodapie® Aluminium.

**For further information see the Technical Files of the materials in www.emac.es*

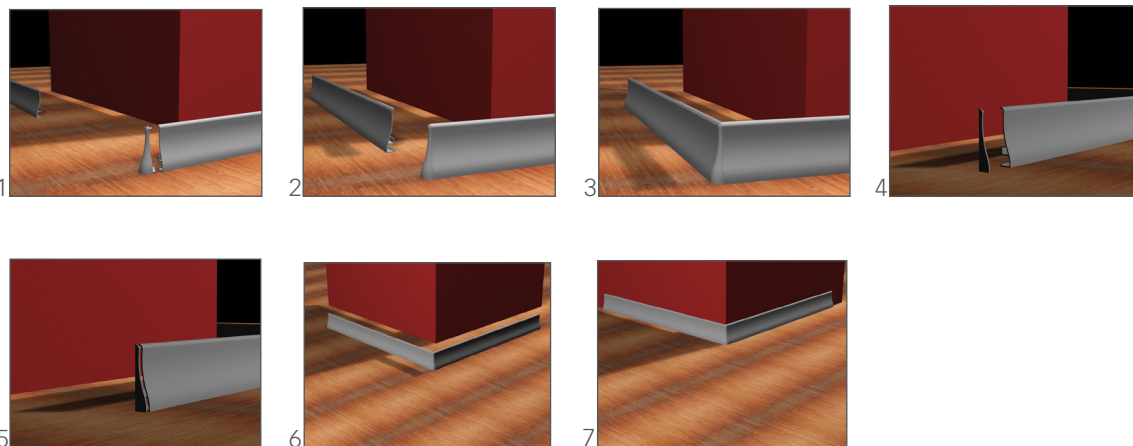
Placement



To see the video, capture this image with your mobile phone (software QR code reader is necessary) or click on it.

1. Clean the internal side of Novorodapie® Aluminium and the surface where you are gonna go to place it.
2. Join the complementary pieces with the Novorodapie® Aluminium. This previous step will make easier the joint of the skirting to the wall. To keep the pieces together in the process, you can use adhesive or adhesive tape as support. Take care to remove partially the protective film in the areas that will be in touch with the wall.
3. In third place, spread a big amount of adhesive on the internal face of Novorodapie® Aluminium. You can use an adhesive type MS sealing/express from Fischer or similar or, in case you are installing the insulator skirting, use silicone.
4. Then place carefully the Novorodapie® Aluminium in the wall and press smoothly. Be sure the complementary pieces remain correctly in their place.
5. Finally, clean the remaining adhesive and let dry. After this remove the protective film

**If you want to paint the wall, keep the protective film until you have finish the operation.*



**This graphic sequence shows how to join the pieces to install the skirting. To install the skirting with the interior angle piece, do it in the same way with the pieces placed in opposite angle. If you prefer, you can put the cover at the end of the installation.*

Cleaning and maintenance

The product must be cleaned periodically with a soft cloth. If you use a neutral liquid cleaner, you must rinse the profile with cold water and dry it to remove the humidity excess. The persistent dirtiness can be removed by using cleaning approved agents lightly abrasive or a grid covered with polished powder neutral. If a preserving agent is applied, as well as keep a very thin layer of water repellent, note that it can't be yellow, attract dust or dirt or have iridescent effects.

Steel wool, abrasive cleaners, souring products as well as strong acids (hydrochloric and perchloric), strong bases (caustic soda or ammonia) or carbonated solutions are not recommended. Citric acid is neither recommended because dissolves the protective layer of the surface of aluminium. Waxes, petrolatum, lanolin or similar substances are not appropriate. Solvents containing haloalkanes (hydrofluoroether and chlorinated solvents) and curing accelerators containing chlorides should not be used (use special accelerators free of chlorides).

Technical information

You can find out more information about the technical features of Emac®'s products by downloading its Technical File in www.emac.es.

If you have any query, please contact our Technical Department in tecnico@emac.es.



Outdoors



Indoors



Wall tiling



Recyclable

Emac Complementos S.L. (Spain) info@emac.es // Emac America L.L.C. (FL,USA) info@emac-america.com // Emac Italia S.R.L. (Italy) info@emac-italia.it
www.emac.es

*The data provided are for information only and have been obtained by our supplier or Emac®.
Does not constitute legal guarantee in terms of properties and / or functionality of the application of material*