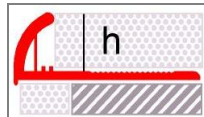


Novocanto[®] Aluminium

h: 6, 8, 10, 12, 14 mm.

Length: 250 cm



Material: Aluminium



NOVOCANTO[®] Aluminium

Aluminium profile, designed to protect and decorate the tile, giving strength and lightness of aluminium.

Of easy positioning, it is presented in its natural colour, anodized or lacquered in different smooth and decorated colours.

Easy placement, is presented in its natural colour, lacquered or anodized in various colors and sleek decor.

PROPERTIES OF ALUMINIUM

- Aluminium is, after iron, the metal more used in the world, and, very regularly, used in modern construction too, as it has many technical advantages.
- Aluminium protects itself forming quickly a thin surface layer of aluminium oxide (Al_2O_3) when it comes into contact with the air. This layer is waterproof and stops the process of oxidation, which provides corrosion resistance and durability. This layer can dissolve with citric acid forming aluminium citrate.
- Aluminium used corresponds to the alloy 6063, according to the European Aluminium Association (Numerical designation L-3441/38-337, according to Spanish Standard UNE 38-301-89).
- It's a light, malleable and very tough material. Its specific mass is $2,70 \text{ g/cm}^3$.
- Fire resistance** classification as **A1** according to the current standard UNE EN 143501-1:2007. This classification corresponds to the class as **M0** according to NBE-CPI-96 (in accordance with the previous standard UNE 23727:1990), corresponding to a non-combustible material against the thermal action.
- Anodizing and lacquering processes that are performed on Novocanto[®] have Qualanod and Qualicoat quality labels respectively. The protection and colour provided by the both are stable, smooth and durable, providing an aesthetic appearance and the highest quality finished.



FINISHED

It's presented in natural aluminium, lacquered and anodized by processes guaranteed by Qualanod and Qualicoat labels of quality.

ANODIZED ALUMINIUM

The anodized aluminium is one of the metals with higher attributes, benefits and applications. Thanks to its durability and resistance to corrosion can be placed outdoors without experiencing deterioration as time goes by.



The anodized is the most effective means to prevent corrosion of aluminium. With the anode protection, the resistance to corrosion is permanent, although any mechanical damage on the surface that breaks the anodic film can create an area susceptible of attack.

The superficial treatment of anodising brings a protection to abrasion and wear, even increases the surface hardness faced to blows too. As well:

- Maintains of the appearance "brand new" of the product.
- It creates a surface which rejects impurities to fill up the hygiene conditions.

- Creates a decorative surface with a shine and durable colour and "pleasant at touch".
- Electrical insulation action.

Anodized Emac[®] Profiles have an uniform thickness of **15 microns**, which makes it resistant to a multitude of applications, from insides, not aggressive outdoors, rural or urban, to marine or industrial and urban atmospheres with great pollution. They have been certified, with quality label Qualanod, which regulates the process, periodic testing and results. The Qualanod stamp guarantees the following qualities:

- Appearance and colour always similar (according EN 12373-1).
- Thickness measurement.
- High control of seal and impregnation.
- High resistance to abrasion.
- Strength to the light.
- Testing in acid acetic chamber according to ISO 9227.
- Nitric acid immersion testing.

LACQUERED Aluminium

The lacquer is a protection system of aluminium which consists in the application of an organic coating or paint on the surface of the aluminium.



Lacquered aluminium of Emac[®] profiles has been achieved through an exclusive and unique technology of high-quality decorative lacquer and certified with quality label QUALICOAT that establishes the minimum requirements that the production facilities, lacquer-ware materials and final products must comply.

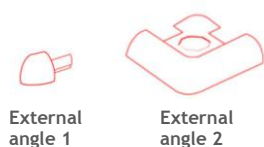
Lacquered aluminium profiles undergo periodical testing, such as:

- Appearance and gloss.
- Coating thickness
- Lacquered adhesion
- Indentation
- Impact test
- Resistance to humid atmospheres with sulphur dioxide.
- Acetic acid salt spray resistance.
- Polymerization test

Lacquered aluminium profiles of Emac[®] offer a uniform coat of paint of approximately **100 microns**, responding to the requirements of construction and current standards.

COMPLEMENTARY PIECES

Novocanto[®] Aluminium profile has available complementary pieces to allow you achieve a perfect finished and a good final touch: the angle external.



These pieces are made of Zamak, an alloy, non-ferrous, zinc with aluminium, magnesium and copper (according to UNE-EN 1774), that allows to obtain injected pieces for the perfect finish of the corners.

It is a tenacious material, with high hardness, high mechanical resistance and an excellent plastic deformability.

These complementary pieces are supplied with a colored protector adapted to the material and finished that it complements.

We do not recommend its purchase in natural finished, without protection, because Zamac with heat and humidity gets dark and loses its homogeneous appearance. If you decide obtain this piece in natural finished you should apply plastic paint or other similar product to protect it.

PLACEMENT

1. Place the profile correctly aligned against the corner making sure that the fixing material passes through the holes of the fixing wing.
2. Then, place the coating pieces pressing them on the fixing wing to guarantee a good fixation.
3. Finally, clean carefully the spare material.

Placement Example of a Novocanto[®] model

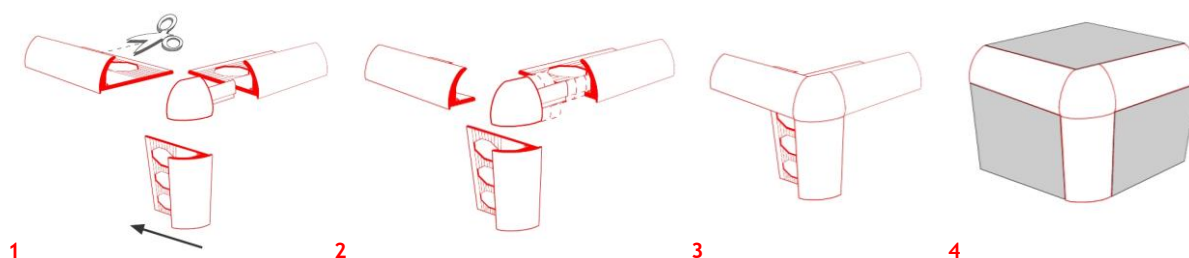


INSTALLATION OF COMPLEMENTARY PIECES

For the correct installation of the angle external 1, you have to position the fixing wing of the lower Novocanto[®] to the left, just as the picture shows.



STEP by STEP



CLEANING AND MAINTENANCE

After having installed an Aluminium profile, we recommend the immediate cleaning of the fixing material to avoid loss of aspect.

PRODUCTS TO AVOID

- Steel wool, abrasive cleaners and scouring products are not recommended because they could scratch, soil or eliminate the treatment of the Aluminium surface. It is not advisable to use soda, strong acid or alkaline solutions.
- The natural oxide layer formed on the aluminium is destined to protect it against the corrosion. It can be dissolved with citric acid so do not use cleaners that contain this acid because could remove the protective layer of aluminium, decreasing resistance to corrosion.
- Aluminium has amphoteric features. That means it can be dissolved in strong acids and (for example chlorhydric acid (HCl) or acid percloric) strong bases (like caustic soda (NaOH), potash (KOH) or ammonia (NH₃); that is why their use is not recommended.
- Aluminium also reacts with Cu⁺² and Cl⁻ ions (since their passivation disappears, and becomes reactive). They may also be affected by contact with solvents containing halogen-alkenes (hydrofluoroethers (HFEs), chlorinated solvents (trichloroethylene), and so on.). Generally, the resistance to the corrosion is guaranteed due to its natural oxide layer.
- Curing accelerators based on Chlorides. The curing accelerators additives for mortars often contain chlorides. If you are going to put a stainless steel profile make sure that these accelerators **NOT CONTAIN CHLORIDES**, because will produce the oxidation of the material. There are special versions on the market without chlorides to prevent corrosion of metals.

Lacquered Aluminium

Interior Applications

Concerning the lacquered aluminium indoor, it's sufficient to rub with a rag. If it has dirt on time, the cleaning must be with soapy water, clarifying then with clean water, and drying with a soft cloth the clean surface. The cleaning must be done using dissolution at 5% in clean

Exterior Applications

Clean regularly lacquered aluminium placed in exterior. The frequency of cleaning will depend on the area where is localized the

Anodized Aluminium

Interior Applications

Interior parts can normally be kept clean by wiping them periodically with a soft cloth. If they have not been cleaned for some time, a neutral cleaning fluid and soft cloth can be

water, a detergent or a neutral soap, always using a sponge, a leather rag or a wet rag, to avoid the presence of elements like sand, dust, etc... Check up that the lacquered surface is totally cold (Max 20°C) and do not expose to sun.

construction, even it would be done once a year at least.

used, followed by rinsing in clear cold water. They can then be polished with a soft and dry cloth to make them look like new.

* Exterior Applications

In practice, the frequency with which structural components exposed to the atmosphere should be cleaned depends on the kind of parts and the aggressiveness of the environment.

For exterior applications where the decorative appearance and protective function are particularly important e.g. porches, entrances, shop fronts, etc., weekly cleaning is recommended. In this case, i.e. with regular cleaning, it is possible to use clean water and chamois leather and then, wipe the pieces with a soft dry cloth.

It also can be cleaned with a neutral and synthetic cleaning fluid using a cloth, a sponge or a soft brush. Then rinse with clear water and rub until it is dries.

Stubborn dirt can be removed with cleaning products lightly abrasive or bonded fibres covered with fine neutral polishing powder.

If a preserving agent is applied to the structural components after cleaning, care should be taken that only an extremely thin water repellent film remains. This must not be yellow, not attract dust and dirt and nor have iridescent effects. Waxes, Vaseline and similar substances are not suitable.

Multi-purpose cleaners must meet the same requirements.

Soda solutions, alkalis and acids must always be avoided. Abrasive materials, metallic cloths, wire brushes, etc. should never be used.

TECHNICAL INFORMATION



You can download more information about the technical characteristics of the material that the

Novocanto[®] is made of in www.emac.es

If you have some query or question, please contact with the technical office: otecnica@emac.es